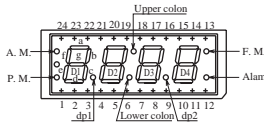


Numeric Display

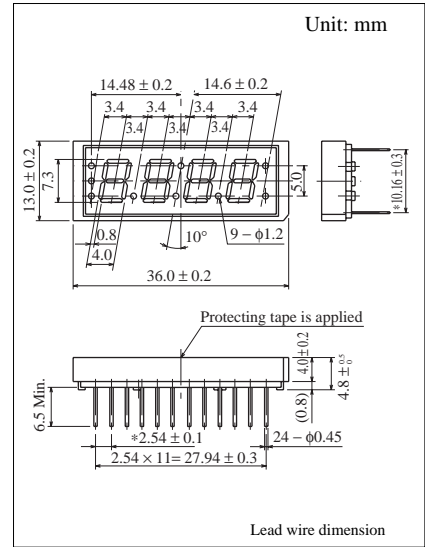
4 Digit 7.3 mm (.3") Series

Conventional Part No. Global Part No. Lighting Color
 LN543RAN8 LNM243AT01 Red
 LN543RKN8 LNM243KT01 Red
 LN543GAN8 LNM343AT01 Green
 LN543GKN8 LNM343KT01 Green

Terminal Connection



Pin No.	Assignment	Assignment
1	Cathode PM	Anode PM
2	Anode Cathode Dig1	Cathode Anode Dig1
3	Cathode d	Anode d
4	Cathode dp1	Anode dp1
5	Anode Cathode Dig2	Cathode Anode Dig2
6	Cathode Lower colon	Anode Lower colon
7	Cathode Upper colon	Anode Upper colon
8	Anode Dig3	Cathode Dig3
9	Cathode dp2	Anode dp2
10	Anode Dig4	Cathode Dig4
11	Cathode e	Anode e
12	Cathode Alarm	Anode Alarm
13	Anode FM, Alarm	Cathode FM, Alarm
14	Cathode FM	Anode FM
15	Cathode a	Anode a
16	Anode dp2	Cathode dp2
17	Anode Lower Upper colon	Cathode Lower Upper colon
18	Cathode f	Anode f
19	Cathode b	Anode b
20	Cathode c	Anode c
21	Anode dp1	Cathode dp1
22	Cathode g	Anode g
23	Cathode AM	Anode AM
24	Anode AM, FM	Cathode AM, FM



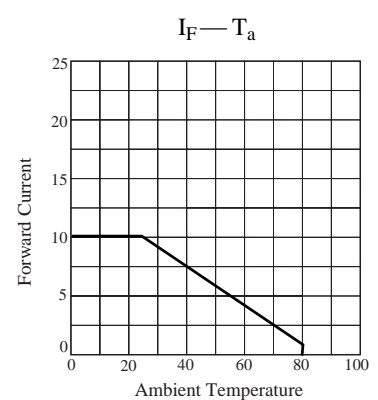
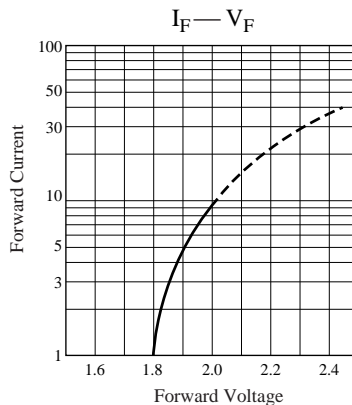
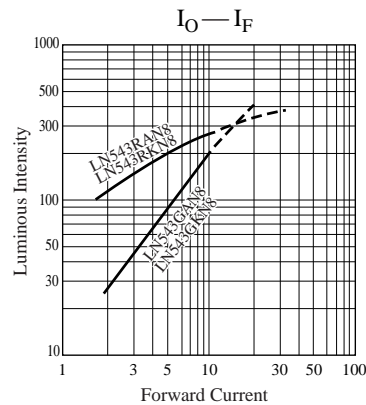
Absolute Maximum Ratings ($T_a = 25^\circ\text{C}$)

Lighting Color	P_D (mW)	I_F (mA)	I_{FP} (mA)*	V_R (V)	T_{opr} ($^\circ\text{C}$)	T_{stg} ($^\circ\text{C}$)
Red	30	10	60	5	-25 ~ +80	-30 ~ +85
Green	30	10	60	5	-25 ~ +80	-30 ~ +85

Pulse width 1 msec. The condition of I_{FP} is duty 10%, Pulse width 1 msec

Electro-Optical Characteristics ($T_a = 25^\circ\text{C}$)

Conventional Part No.	Lighting Color	Common	I_O / seg.		I_O / d.p	I_F	V_F		λ_p	$\Delta\lambda$	I_F	I_R	
			Typ	Min			Typ	Typ				Max	Max
LN543RAN8	Red	Anode	200	100	100	5	2.03	2.8	700	100	10	10	5
LN543RKN8	Red	Cathode	200	100	100	5	2.03	2.8	700	100	10	10	5
LN543GAN8	Green	Anode	200	80	80	10	2.03	2.8	565	30	10	10	5
LN543GKN8	Green	Cathode	200	80	80	10	2.03	2.8	565	30	10	10	5
Unit	—	—	μcd	μcd	μcd	mA	V	V	nm	nm	mA	μA	V



Caution for Safety

 **DANGER**

Gallium arsenide material (GaAs) is used in this product.

Therefore, do not burn, destroy, cut, crush, or chemically decompose the product, since gallium arsenide material in powder or vapor form is harmful to human health.

Observe the relevant laws and regulations when disposing of the products. Do not mix them with ordinary industrial waste or household refuse when disposing of GaAs-containing products.

Request for your special attention and precautions in using the technical information and semiconductors described in this material

- (1) An export permit needs to be obtained from the competent authorities of the Japanese Government if any of the products or technologies described in this material and controlled under the "Foreign Exchange and Foreign Trade Law" is to be exported or taken out of Japan.
- (2) The technical information described in this material is limited to showing representative characteristics and applied circuit examples of the products. It does not constitute the warranting of industrial property, the granting of relative rights, or the granting of any license.
- (3) The products described in this material are intended to be used for standard applications or general electronic equipment (such as office equipment, communications equipment, measuring instruments and household appliances).
Consult our sales staff in advance for information on the following applications:
 - Special applications (such as for airplanes, aerospace, automobiles, traffic control equipment, combustion equipment, life support systems and safety devices) in which exceptional quality and reliability are required, or if the failure or malfunction of the products may directly jeopardize life or harm the human body.
 - Any applications other than the standard applications intended.
- (4) The products and product specifications described in this material are subject to change without notice for reasons of modification and/or improvement. At the final stage of your design, purchasing, or use of the products, therefore, ask for the most up-to-date Product Standards in advance to make sure that the latest specifications satisfy your requirements.
- (5) When designing your equipment, comply with the guaranteed values, in particular those of maximum rating, the range of operating power supply voltage and heat radiation characteristics. Otherwise, we will not be liable for any defect which may arise later in your equipment.
Even when the products are used within the guaranteed values, redundant design is recommended, so that such equipment may not violate relevant laws or regulations because of the function of our products.
- (6) When using products for which dry packing is required, observe the conditions (including shelf life and after-unpacking standby time) agreed upon when specification sheets are individually exchanged.
- (7) No part of this material may be reprinted or reproduced by any means without written permission from our company.

Please read the following notes before using the datasheets

- A. These materials are intended as a reference to assist customers with the selection of Panasonic semiconductor products best suited to their applications.
Due to modification or other reasons, any information contained in this material, such as available product types, technical data, and so on, is subject to change without notice.
Customers are advised to contact our semiconductor sales office and obtain the latest information before starting precise technical research and/or purchasing activities.
- B. Panasonic is endeavoring to continually improve the quality and reliability of these materials but there is always the possibility that further rectifications will be required in the future. Therefore, Panasonic will not assume any liability for any damages arising from any errors etc. that may appear in this material.
- C. These materials are solely intended for a customer's individual use.
Therefore, without the prior written approval of Panasonic, any other use such as reproducing, selling, or distributing this material to a third party, via the Internet or in any other way, is prohibited.